




ACCESS
WINDOW AND DOOR
— DESIGN CENTRE —

Access Windows and Doors 8600 Series ¹



The 8600 Series of windows and doors features a fiberglass core for strength. Its sophisticated six-chamber, 86mm profiles feature a triple seal system that keeps water and air from penetrating in the harshest conditions. Triple pane glazing with two layers of low-e coatings along with thermally optimized profiles keep you warm on the coldest days. Roto NT hardware provides for high security and high structural performance.

¹Formerly 4700 Series, listed as 4700 Series in NFRC Database



Access Windows and Doors 8600 Series saves you money and energy over your home's life.

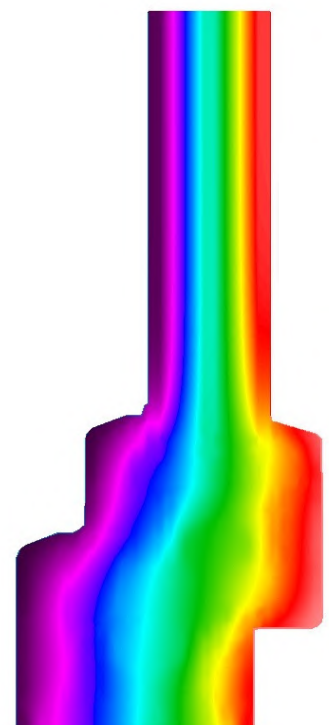
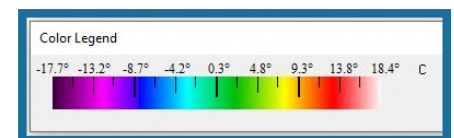
The 8600 Series is manufactured with GENE[®] Profiles made from the high-tech material RAU-FIPRO[®], a system combining the advantages of fiberglass and vinyl.

Like vinyl, RAU-FIPRO[®] can be extruded into complex shapes to optimize performance. Unlike fiberglass, it can be fusion welded at the corners, eliminating a potential failure point and assuring the windows remain leak free. Featuring a glass fiber composite core, the profiles feature the strength and torsional stability of fiberglass while featuring a smooth, high-definition finish like premium vinyl. This finish is low maintenance and keeps your windows and doors easy-to-clean. With 60% less thermal expansion and contraction than vinyl, RAU-FIPRO is suitable for the harshest climates.

The 8600 Series profiles combined with high-performance triple pane glazing creates windows suitable for passive, net-zero and other high energy performance homes.

RAU-FIPRO ensures:

- Excellent stability and torsional rigidity
- Exceptional sash dimensions without compromising thermal, structural and acoustic performance
- Hardware fastening into fiber-reinforced uPVC walls to ensure equal pull-out retention to steel reinforcement
- Reduced need for steel reinforcement even in larger units
- Easier handling and assembly due to 40% weight advantage compared to conventional steel-reinforce PVC window profile systems.
- Trouble-free color applications because of 60% less profile contraction/expansion as compared to PVC.
- The 8600 Series and RAU-FIPRO combine benefits such as reduced expansion and contraction with enhanced structural rigidity all the while maintaining advantageous weld and bend abilities.





RAU-FIPRO & RAU-PVC

The profile core is extruded from RAU-FIPRO, a glass fiber composite that is weldable for a continuous reinforced structure in the window or door's framing. The outside is coextruded from RAU-PVC, a high-grade PVC. Both are formulated for the North American market, with higher amounts of titanium dioxide and other UV stabilizers than found in profiles for the European market, as there are higher UV loads here in North America. Additionally, there is no recycled content to ensure a lead-free profile. (Windows being recycled in Europe today commonly have lead in them as a PVC stabilizer.)

Roto NT

The 8600 Series uses Roto NT multi-point locking hardware featuring a Roto Sil® nano coated surface.

The Roto Sil Nano coating technology offers a high degree of surface protection. Using nanoparticles, Roto has succeeded in creating a surface that offers outstanding corrosion protection.


The 8600 Series of windows employ special mushroom shaped cams at all corners paired with security strikes to provide extreme resistance to forced entry.

Access Windows and Doors 8600 Series

The 8600 Series of windows and doors provides high-performance fenestration solutions with a combination of RAU-FIPRO profiles, Roto hardware and high-performance triple glazing that have proven themselves in some of the harshest climates in the world.

8600 Series Features:

Profile depth	86mm
Number of chambers	6
Sealing system	Triple seals – two compression seals plus an unbroken center seal around the entire perimeter
Profile material	RAU-FIPRO core for strength with a co-extruded RAU-PVC cap for a smooth, glossy surface finish
Hardware system	ROTO NT with security strikes and a Roto Sil finish
Glazing system	37mm or 44mm triple pane with dual low-e standard. System can accept insulated glass or panels up to 52mm.
Structural performance	Fixed 1200mm x 1500mm (47" x 59"): R-PG90 Fixed 1882mm x 2440mm (74" x 96"): CW-PG50 Tilt & Turn 1200mm x 1500mm (47" x 59"): R-PG95 Tilt & Turn 1375mm x 2440mm (54" x 96"): CW-PG75 Inswing Door 1118mm x 2440mm (44" x 96"): CW-PG85 Outswing Door 1118mm x 2440mm (44" x 96"): CW-PG80
Thermal Performance	NFRC U-values with argon fill: 0.85-0.96 Wm ² /K (0.15-0.17 BTU/hr·ft ² °F)




Our triple sealing system is made up of two compression seals plus an unbroken center seal around the entire perimeter.



We use a ROTO NT hardware system with security strikes and a Roto Sil finish.



The 8600 Series of windows employ special mushroom shaped cams at all corners paired with security strikes to provide extreme resistance to forced entry.



Our glazing system consists of 37mm or 44mm triple pane with dual low-e standard. System can accept insulated glass or panels up to 52mm.



**Access Window and Door
Design Centre Ltd.**

565 Cargill Road
Winkler, MB R6W 0K4

Office: +1 (800) 249 1216
Fax: +1 (204) 480 4863
Email: info@accesswd.ca