



ACCESS

WINDOW AND DOOR
— DESIGN CENTRE —



INTERIOR DOORS

TURN AN INTERIOR DOOR INTO A PIECE OF ART THAT EXUDES ELEGANCE, MATCHES YOUR INTERIOR DÉCOR AND SPEAKS YOUR DESIGN LANGUAGE.

Access Window & Door Design Centre provides European style interior doors of the highest quality that compliment and enhance your home's beauty.

Enjoying these doors becomes easy when you know that all High-Pressure Laminate surfaces are scratch, bump, and abrasion resistant with a minimal environmental impact as all products are produced with PEFC and FSC certified materials.

INTERIOR DOOR ADVANTAGES

■ EASY INSTALLATION

Jamb, casing mouldings, handles, and hardware are all included to create a ready-for-installation package. Installation is done without the use of any nails or screws for a completely seamless look.

■ SUPERIOR HARDWARE

All adjustable hinges, latch plates, handles, jamb and casing are of the highest quality, meaning our interior doors have the potential to last for generations. You will find no plastic components as all hinges, handles, latch plates, etc. are made with galvanized steel or sintered metal.

■ NO PRIMING, VARNISHING, OR STAINING REQUIRED

Doors are delivered as a finished product with a highly scratch, bump, and abrasion resistant high-pressure laminate finish on all surfaces.

■ CUSTOMIZABLE SIZES

All interior doors are available in custom sized heights and widths or different wall thicknesses.

■ DURABLE FINISH

Easily clean and maintain these interior doors that feature the high-pressure laminate finish on all visible surfaces. Resistant to all normal household detergents for cleaning

■ NOISE AND LIGHT INSULATION

Enjoy ultimate privacy behind closed doors with increased acoustic insulation of up to 45 STC. The overlapping door leaf onto the jamb system as well as the close-softening gaskets around the perimeter ensure a seamless close without any air gaps on the sides and top of the door.





Matching jamb & casing with seamless fit for up to 13 inch wall thickness



High pressure particle core with acoustic transmission reduction holes in door leafs



High-quality galvanized steel or sintered metal hardware




Close-softening gaskets around all jambs

FINISHES & CONFIGURATIONS

Access provides a variety of high-pressure laminate finish options. These finishes will be applied to the door leaves, jambs, casings and any potential barn door rail covers.



Beech



Classic Oak




Dusty Gray




Graphite Gray



Greyline




Karo Beige



Karo Dark




Karo Grey



Karo White



Maple



Oak Varnish



Oak Astig



Oak Creme



Oak Nature




Oak White




Red Oak



Pine



Pure White 9010




Pure White 9016



Silk Gray



Silver Gray




White Ash



Whiteline





SINGLE SWING DOOR



DOUBLE SWING DOORS



BYPASS DOORS



BARN DOORS



POCKET DOORS



HANDLE OPTIONS

Enhance your door's style with a high-quality handle option that matches your décor and speaks your design language.



Alta




Basic 01



Basic 04



Basic 07



Dream



GM

More options may be available upon request.

Please speak to a sales representative for more information.



LOCK SYSTEM OPTIONS

We understand that not all door uses are the same and we want to give you options for different locking systems for every door.

 <p>PA Passage door without lock</p>	 <p>KK Key lock from interior & exterior</p>	 <p>TK Key from exterior and door knob from interior</p>
 <p>WC Privacy lock, knob on inside and flathead emergency slot on outside</p>	 <p>GM Grip for pocket or bypass doors. No lock</p>	 <p>KN Knob for closet doors</p>

Any keys can be cut to match or individualized.


Talk to your sales rep before finalizing your order to ensure all information is accurate.

ENHANCE THE LUXURIOUS FEEL OF YOUR HOME WITH INTERIOR DOORS THAT ARE A HALLMARK OF EXCELLENCE.

Access Windows & Doors provides the **highest quality European style interior doors** that give your home a special touch, with the perfect combination of design, functionality, and durability.



Scan to watch
the installation's
video tutorial



SINGLE SWING DOOR

Door Leaf Width	2x4 Wall	2x6 Wall
30" Width	\$520.00	\$535.00
32" Width	\$545.00	\$560.00
34" Width	\$570.00	\$585.00
36" Width	\$595.00	\$610.00

DOUBLE SWING DOOR (FRENCH DOOR)

Door Leaf Width	2x4 Wall	2x6 Wall
30" Width x 2	\$1,589.00	\$1,589.00
32" Width x 2	\$1,639.00	\$1,639.00
34" Width x 2	\$1,689.00	\$1,689.00
36" Width x 2	\$1,739.00	\$1,739.00

SLIDING & BARN DOOR

Door Leaf Width	2x4 Wall	2x6 Wall
30" Width	\$765.00	\$780.00
32" Width	\$790.00	\$805.00
34" Width	\$815.00	\$830.00
36" Width	\$840.00	\$855.00

BYPASS DOOR

Door Leaf Width	2x4 Wall	2x6 Wall
30" Width x 2	\$1,519.00	\$1,539.00
32" Width x 2	\$1,569.00	\$1,589.00
34" Width x 2	\$1,619.00	\$1,639.00
36" Width x 2	\$1,669.00	\$1,689.00

Lock System Upcharges

PA	Included
WC	\$60
TK	\$100
Lock for French Doors	\$30

Handle Upcharges

Basic 01 & 04	Included
Alta	\$20
Basic 07	\$30
Dream	\$50

Coverstrip for Barn & Bypass Doors	\$105
---------------------------------------	-------



Digital, downloadable &
fillable PDF order form

More door options are available upon request.
Talk to your sales representative or reach out to our office for more information.



ACCESS
WINDOW AND DOOR
DESIGN CENTRE

565 Cargill Road
Winkler, MB R6W 0K4

Office: +1 (800) 249 1216
Fax: +1 (204) 480 4863

Email: info@accesswd.ca
www.accesswd.ca